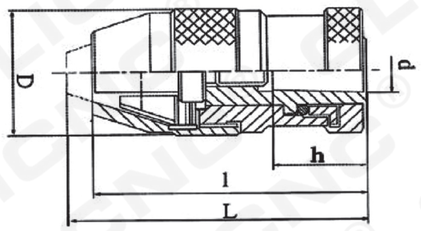

D ≤ 0.06mm
M ≤ 0.12mm
P ≤ 0.20mm

C45S20

锥孔自紧式钻夹头 Taper-fitting Keyless Drill Chucks

Model	Capacity	Taper	d	h	D	L	l
J0106	0.5-6	B10	10.094	14.5	35	67	61
J0110	1-10	B12	12.065	18.5	42	86	78
J0113	1-13	B16	15.733	24	44	97	88
J0116	3-16	B18	17.78	32	48	108	98
J0116A	1-16	B16	15.733	24	48	108	98
J0120	5-20	B22	21.3	30.5	53	115	103
J0206	1/6” -1/4”	JT1	9.754	16.669	35	67	61
J0210	1/32” -3/8”	JT2	14.199	22.225	42	86	78
J0213	1/32” -1/2”	JT33	15.85	25.4	44	97	88
J0216	1/32” -5/8”	JT6	17.17	25.4	48	102	92
J0216	1/32” -5/8”	JT3	20.599	30.956	48	108	98
J0220	3/16” -3/4”	JT3	20.599	30.956	53	115	103

Above 6 kinds of types with different costs for choice. 上面六款不同外观与成本供选择。

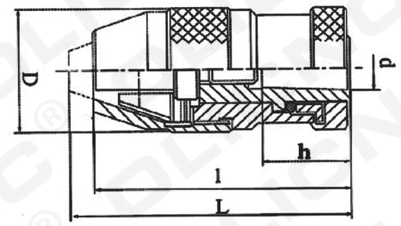

螺纹孔自紧式钻夹头Thread Mounted Keyless Drill Chucks

Model	Capacity		Thread	h	D	L	l
J0306	1/64” -1/4”	0.5-6	3/8” -24UNF	14	35	67	61
J0308	1/64” -5/16”	0.5-8	3/8” -24UNF	14	42	86	78
J0310A	1/32” -3/8”	1-10	3/8” -24UNF	14	42	86	78
J0310B	1/32” -3/8”	1-10	1/2” -20UNF	16	42	86	78
J0313A	1/32” -1/2”	1-13	1/2” -20UNF	16	44	90	81
J0313B	1/32” -1/2”	1-13	3/8” -24UNF	14	44	90	81
J0316A	1/32” -5/8”	3-16	1/2” -20UNF	16	48	102	92
J0316C	1/32” -5/8”	3-16	5/8” -16UNF	18	48	102	92

*** Please state light or heavy duty as you prefer when ordering.** 订货时请注明是轻型还是重型。

BT 一体式钻夹头 BT Integrated Keyless Drill Chucks

OLICNC®

A B C

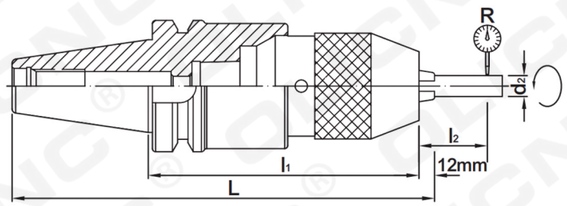

A、B、C三种外观材质均可提供

Model	Clamping range	D	L	
			Min.	Max.
BT30-APU08-80	1-8	36.3	75	82
BT30-APU13-110	1-13	51.5	94	104.5
BT40-APU08-85	1-8	36.3	79	86.5
BT40-APU13-110	1-13	51.5	98	109
BT40-APU16-110	1-16	58	115	130
BT50-APU13-110	1-13	49	98	109
BT50-APU16-130	1-16	54	115	130

莫氏、直柄、R8一体式自紧钻夹头
Integrated Keyless Drill Chucks With Morse Taper，Straight Or R8 Shanks

OLICNC®

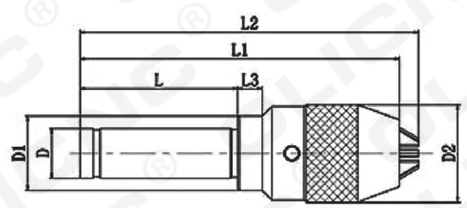

Model	Capacity		Dimensions				
	mm	Inch	D	D1	L	L1	L2
MT3-13	1.0-13	1/32-1/2	23.825	51	99.5	182.5	195
MT3-16	1.0-16	1/32-5/8	23.825	57	99.5	208	219.5
MT4-13	1.0-13	1/32-1/2	31.542	51	125	207	218.5
MT4-16	1.0-16	1/32--5/8	31.542	56.5	125	219	234.5
C20-13	1.0-13	1/32-1/2	20	51	60	143	155.5
C20-16	1.0-16	1/32-5/8	20	57	60	153	167.5
R8-13	1.0-13	1/32-1/2	31.75	51	102	183.5	195
R8-16	1.0-16	1/32-5/8	31.75	57	102	195	210

SK 一体式钻夹头 SK Integrated Keyless Drill Chucks

OLICNC®

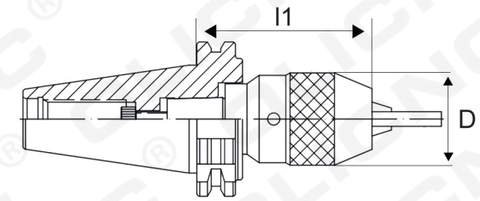

Model	l1	l2	d1	d2	R	Range		KGS
						mm	inch	
SK30-APU08-80	80	55	37	6	0.4	1-8	1/24-5/16	0.60
SK30-APU13-120	120	75	50	13		1-13	1/24-1/2	1.45
SK30-APU16-120	120	75	57	16		3-16	1/8-5/8	1.78
SK40-APU08-75	75	55	37	6	0.4	1-8	1/24-5/16	1.32
SK40-APU13-100	100	75	50	13		1-13	1/24-1/2	1.92
SK40-APU16-115	115	80	57	16		3-16	1/8-5/8	2.28
SK50-APU08-75	75	55	37	6	0.4	1-8	1/24-5/16	3.86
SK50-APU13-100	100	75	50	13		1-13	1/24-1/2	4.40
SK50-APU16-105	105	80	57	16		3-16	1/8-5/8	4.48

CAT一体式钻夹头CAT Integrated Keyless Drill Chucks

OLICNC®

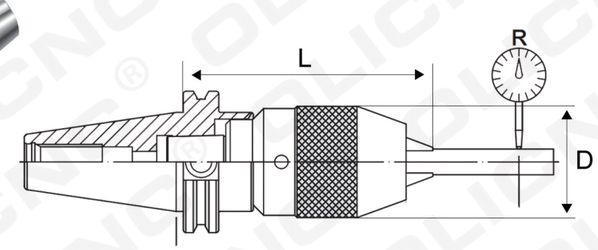

Model	Clamping Range		D		L			
					Minimum		Maximum	
	(Φmm)	(Φinch)	(mm)	(inch)	(mm)	(inch)	(mm)	(inch)
CAT40-APU08	1-8	1/32" -5/16"	36.3	1.429"	65	2.559"	76.5	3.011"
CAT40-APU13	1-13	1/32" -1/2"	51.5	2.028"	88	3.464"	99	3.697"
CAT40-APU16	3-16	3/32" -5/8"	58	2.283"	106	4.173"	120	4.724"
CAT50-APU08	1-8	1/32" -5/16"	36.3	1.429"	70	2.755"	77.5	3.051"
CAT50-APU13	1-13	1/32" -1/2"	51.5	2.028"	89	3.503"	100	3.937"
CAT50-APU16	3-16	3/32" -5/8"	58	2.283"	96	3.779"	110	4.330"

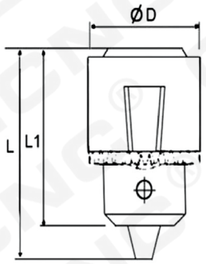

Material：3Cr13

Capacity	Connecting Hole	D	L	L1
0.3–4	JT0; 3/8” –24UNF	20	36	30
0.6–6	JT1; B10; 3/8” –24UNF	28	47	38
0.6–8	JT1; B10; 3/8” –24UNF	30	50	42
1.0–10	JT2; B12; 3/8” –24UNF	34	60	50
1.0–13	JT6; JT33; B16; 1/2” –20UNF	42	70	56

Features:

1. High precision threaded or tapered tightly mounts on the tools.

   高精度螺纹或锥形紧密的安装在工具上

2. Jaw are specifically engineered for tight tolerance on drilling. 卡爪特别加工，可降低夹紧误差

3. Suitable for super electrical grinders, engraving machines, precision machine lathes & medical equipments .

   适用于超电机，雕刻机，精密车床及医疗设备

Carbon Steel

Remarks: 4mm-JT0 can be made from carbon steel for engraving machines.

注：也可提供碳钢钻夹头 4mm-JT0，适用于雕刻机上。

重型 Heavy Duty

A

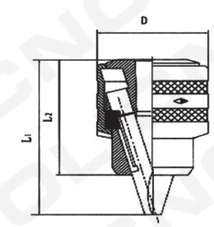

B

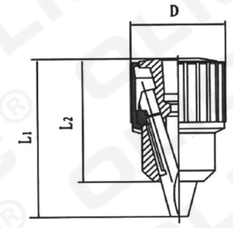

C45S20 ≤0.20mm

Model	Capacity	Mounts	D	L1	L2
J216	0.6–6	B10	30.3	50	39.5
J2110	1–10	B12	43.4	69.7	54
J2113	1–13	B16	53.2	86	67
J2116A	1–16	B16	57	93	75
J2116	3–16	B18	57	93	75
J2120	5–20	B22	65.3	110	82
J226	1/4”	JT1	30.3	50	39.5
J2210	3/8”	JT2	43.4	69.7	54
J2213A	1/2”	JT6	53.2	86	67
J2213	1/2”	JT33	53.2	86	67
J2216	5/8”	JT3	57	93	75
J2220	3/4”	JT3	68	120	92

轻型 Light Duty

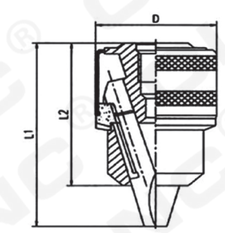

C45S20 ≤0.25mm

Model	Capacity	Mounts	D	L1	L2
J2510	1.5–10	B12	34	58.5	49
J2610	3/8”	JT2	34	58.5	49
J2513	1.5–13	B16	43.5	74	60
J2613	1/2”	JT6	43.5	76	60
J2516	3–16	B18	52	86	67
J2616	5/8”	JT3	53.2	97	78

扳手型螺纹孔钻夹头 Key-Type Drill Chucks With Thread Mounted

OLICNC®

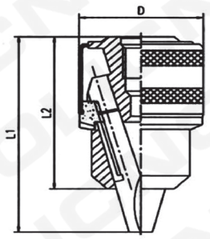

C45S20
≤0.30

Model	Capacity	Mounts	D	L1	L2
J3506B	0.6–6	3/8–24UNF	30.3	49	40
J3510D	1.5–10	M10–1	34	58.5	49
J3510C	1.5–10	3/8–24UNF	34	58.5	49
J3510G	1.5–10	1/2–20UNF	34	58.5	49
J3513D	1.5–13	M12–1.25	42	71.5	59
J3513A	1.5–13	1/2–20UNF	42	71.5	59
J3513B	1.5–13	3/8–24UNF	42	71.5	59
J3516A	3–16	1/2–20UNF	52	86	67
J3516A	3–16	5/8–16UNF	52	86	67

手紧式钻夹头 Keyless Hand-tightening Drill Chucks

OLICNC®

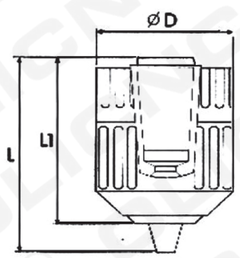

PA6-30G
≤0.30

Model	Capacity	Mounts	D	L1	L
J1510A	0.8–10	3/8–24UNF	41	54.5	64
J1510B	0.8–10	12–20UNF	41	54.5	64
J1513A	2–13	1/2–20UNF	43	62	74.5
J1513B	2–13	3/8–24UNF	43	62	74.5

扁尾式接杆 Drill Chuck Arbors With Tang Form

OLICNC®

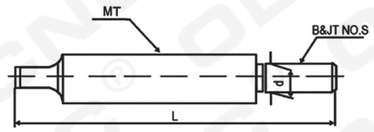

DIN238A
C45
≥85%

Model	L	d	Model	L	d
MT2-B16	112	15.733	JT33-MT3	127	15.85
MT3-B16	131	15.733	JT33-MT4	152	17.17
MT4-B16	156	15.733	JT33-MT5	184	15.85
MT3-B18	139	17.788	JT3-MT5	190	20.599
MT4-B18	164	17.788	JT4-MT4	169	28.55
MT5-B18	196	17.788	JT4-MT5	201	28.55

后拉式接杆 Drill Chuck Arbors with Draw Bar

OLICNC®

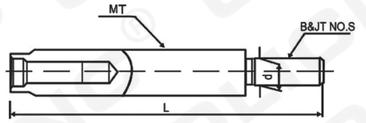

DIN228
C45
≥85%

Model	L	d	Model	L	d
MT2-B16	103	15.733	JT33-MT3	114	15.85
MT3-B16	118	15.733	JT33-MT4	137	15.850
MT4-B16	141	15.733	JT3-MT2	103	20.599
MT3-B18	126	17.780	JT3-MT3	120	20.599
MT4-B18	149	17.780	JT3-MT4	143	20.599
MT5-B18	176	17.780	JT3-MT5	170	20.599

R8 钻接杆 R8 Drill Chuck Arbors

OLICNC®

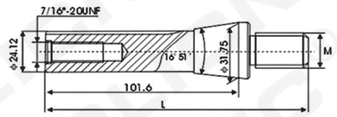

≥85%
C45

Model	L	d	Model	L	d
R8-JT33	132	15.85	R8-B12	128	12.065
R8-JT6	132	17.17	R8-B16	135	15.733
R8-JT3	137	20.599	R8-B18	143	17.78